



CRIME SCENE INVESTIGATION

Event Specifications

FRESNO CITY COLLEGE EVENT CONTACT

For any specific event questions, please contact:

NAME:	
EMAIL ADDRESS:	

SCOPE OF CONTEST

Pick one of two start times – 9:00 or 10:00 AM. This event will take place at the Fresno City College First Responders Center located at 3300 E. North Ave. Fresno, CA 93725. The awards presentation will take place at the Fresno City College main campus in the gymnasium at 12:00 PM.

The competition involves team members conducting a crime scene investigation to determine if there is evidence of a crime and if so, the crime committed. The objective of this exercise is to test the effectiveness of your investigative team in processing a crime scene.

NUMBER OF COMPETITORS

Group event (4 members), limited to one group per school site. Please choose a start time during registration (9:00 am **OR** 10:00 am).

Fresno ROP reserves the right to modify enrollment due to limited spaces available.

RULES AND PROCEDURES

1. Contestants will have 20 minutes to process the crime scene. The team may use any of the field supplies available at the evidence-processing desk. However, the team may only use eight (8) photographs per team. Using more than 8 photographs will disqualify the team.
2. The team will be expected to:
 - Search and process the crime scene for physical evidence
 - Collect and properly package any evidence collected
 - Maintain a record of evidence
 - A. Create a crime scene sketch,
 - B. Photos of crime scene
 - C. Evidence Packaging
 - D. Evidence Memo
 - Properly manage the crime scene, including delegation of responsibilities

3. Upon completion of the processing of the crime scene, the investigation team will report to the designated meeting report writing area and will be given 20 minutes in which to complete the documentation of the evidence. Upon completion, the investigation team will turn in all forms and evidence to the crime scene judges.
4. **Instructors are not allowed at the Crime Scenes during competition.**
5. Your Case Number will always be your school.

JUDGING CRITERIA

Crime Scene Search and Process

- Searched and processed crime scene
- Used systematic search of crime scene
- Located and processed all evidence

Evidence Collection /Packaging

- Collected all found evidence
- Prevented contamination of evidence
- Used proper techniques for packaging

Record of Evidence

- Maintained a record of evidence
- Provided accurate names/locations
- Provided accurate dates/times

Documents Evidence Transmittal

- Creates a transmittal memorandum
- Documents all evidence in memo
- Identifies all routing correctly

Crime Scene Management

- One leader assigned who supervises
- Leader delegates jobs to each member
- Each member completes assigned task

Crime scene photographs

- Took photos of all evidence and scene
- Photos were taken prior to collection
- One team member must have the ability to take photos and email them to a specified email address

EQUIPMENT AND MATERIALS

1. Supplied by the Career Skills Challenge:
 - a. All crime scene evidence collection and packaging materials
 - b. All necessary information and furnishings for the judges
 - c. Laptops, if needed

DRESS CODE

1. Team members need to be properly attired; crime scene team or school identification is allowed.
2. Clothes must fit the body; no saggy and or baggy clothes will be allowed.
3. Students must wear closed toe shoes.
4. Students with long hair must keep hair in a ponytail or under a cap.
5. Long sleeve shirts must be kept buttoned at the sleeve, or rolled/pushed up.

Evidence Collection/ Packaging	1	2	3	4	5	Comments:
Collected all found evidence						
Prevented contamination of evidence						
Used proper techniques of packaging						
						Total: _____

Documents Evidence Transmittal	1	2	3	4	5	Comments:
Creates a transmittal memorandum						
Documents all evidence in memo						
Identifies all routing correctly						
						Total: _____

						Grand Total: _____
--	--	--	--	--	--	---------------------------

ADDITIONAL COMMENTS:

SCORING:

0 points: Group does not complete any of the listed items. This may include overlooking the area or not completing the item correctly.

3 Points: Group completes some of the prescribed tasks. Although some tasks are completed, the group or individual does not properly or thoroughly complete this task.

5 Points: Group completes all listed tasks satisfactorily. Each section or requirement has been performed thoroughly and correct.

Photo #1



Photo #2




Photo #3



Photo # 4




Photo #5




Photo #6




Photo #7






Photo # 8





- 1. _____ ” _____
- 2. _____ ? . _____
- 3. _____ 8.
- .. _____ 9. _____
- S . _____ !J.

CASE:, _____
DIRECTION

Case Number _____

Evidence Memo

To:

Thank you